Pivot Pins

Lock Nut with Shoulder

RoHS10

Type: L Dimension Selectable Standard Nut	Type: L Dimension Configurable Standard Nut	Type: L Dimension Configurable U Nut	M Material	H Hardness	S Surface Treatment	A Accessory (1 pc.) Standard Nut	A Accessory (1 pc.) U Nut
CLBDG	CLBGN	CLBGNU	S45C (CLBDG) S45C Equivalent (CLBGN) (CLBGNU)	-	Black Oxide	M SWRCH	M SS400 (UNUTK)
CLBDGH	CLBGHN	CLBGHNU	S45C (CLBDGH) S45C Equivalent (CLBGN) (CLBGNU)	40~45HRC			
-	PCLBGN	PCLBGNU	S45C Equivalent (PCLBGN) (PCLBGNU)	-	Electroless Nickel Plating	M SUS304	M SUS304 (UNUTS)
	PCLBGHN	PCLBGHNU	(PCLBGHN) (PCLBGHNU) (GCLBGN)	40~45HRC			
	GCLBGN	-	For L Dimension Selectable Type is S45C Equivalent.	Plating Hardness 750HV~	Hard Chrome Plating Plating Thickness: 3μm or more	M SWRCH	M SS400 (UNUTK)
SCLBDG	SCLBGN	SCLBGNU	SUS304 Equivalent	-	-	M SUS304	M SUS304 (UNUTS)
-	SCLBGHN	SCLBGHNU	SUS440C Equivalent	45 ~ 50HRC			

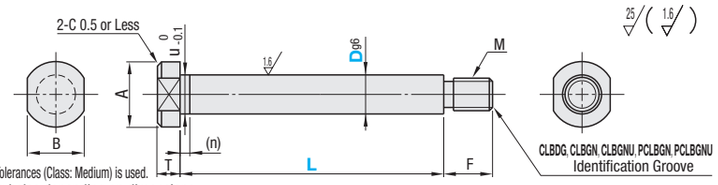

D Tolerance (g6)	
4~6	-0.004 -0.012
8, 10	-0.005 -0.014
12~18	-0.006 -0.017
20~30	-0.007 -0.020

For L Dimension, Standard Machining Tolerances (Class: Medium) is used.
This type may have centering holes depending on dimensions.
For details of U nut specifications, see **P.2-242**.
There are identification grooves on the side of **CLBDG**, **CLBGN**, **CLBGNU**, **PCLBGN** and **PCLBGNU** to be distinguished from Hardened Type.
Relief dimension under the shoulder is for reference.

L Dimension Selectable

Part Number Type	D	L Selection	A	B	T	F	u	(n)	M (Coarse)	Included Nut	Unit Price CLBDG	CLBDGH	SCLBDG
CLBDG CLBDGH (Hardened) SCLBDG (Stainless Steel)	4	10 12 14 15 16 18 20 22 24 25 30	7	5	3	6	3.9	1.5	M 3	M 3x0.5			
	5		9	7	4		4.9		M 4	M 4x0.7			
	6	15 16 18 20 22 24 25 30	10	8	5	9	5.8		M 5	M 5x0.8			
	8	15 16 18 20 22 24 25 30 35 40 45 50	13	10			7.8		M 6	M 6x1.0			
	10	18 20 22 24 25 30 35 40 45 50	16	13		12	9.8		M 8	M 8x1.25			
	12	22 24 25 30 35 40 45 50	18	14		16	11.8		M10	M10x1.5			

L Dimension Configurable (0.1mm Increment)

Part Number Type	D	L 0.1mm Increment	A	B	T	F	u	(n)	M (Coarse)	Included Nut	Unit Price Standard Nut CLBGN	CLBGHN	PCLBGN	PCLBGHN	GCLBGN	SCLBGN	SCLBGHN	U Nut CLBGNU	CLBGHNU	PCLBGNU	PCLBGHNU	SCLBGNU	SCLBGHNU
Standard Nut CLBGN CLBGHN PCLBGN PCLBGHN GCLBGN SCLBGN SCLBGHN U Nut CLBGNU CLBGHNU PCLBGNU PCLBGHNU SCLBGNU SCLBGHNU	4	5.0~ 50.0	7	5	3	6	3.9	1.5	M 3	M 3x0.5								-	-	-	-	-	-
	5	5.0~ 60.0	9	7	4		4.9		M 4	M 4x0.7													
	6	10.0~100.0	10	8	5	9	5.8		M 5	M 5x0.8													
	8		13	10			7.8		M 6	M 6x1.0													
	10		16	13		12	9.8		M 8	M 8x1.25													
	12	15.0~200.0	18	14		16	11.8		M10	M10x1.5													
	13	20.0~200.0	24	21		18	12.8		M12	M12x1.75													
	14						13.8																
	15						14.8																
	16	20.0~200.0					15.8																
	17						16.8																
	18					24	17.8																
	20		27	23			19.8		M16	M16x2.0													
	22						21.8																
	25		30	27			24.8																
	30	40.0~200.0	35	32		30	29								-							-	

SCLBGHN and SCLBGHNU may be discolored by hardening.

Ordering Example: Part Number - L
SCLBDG8 - 30
CLBGHN15 - 120.3

Alterations: Part Number - L - (FC, MC, TC, LKC)
CLBGHN15 - 120.3 - FC20 - MC10
Applicable to L Dimension Configurable Type.

Alterations	Thread Part Length	Thread Diameter	Shoulder Thickness	L Dimension Tolerance
	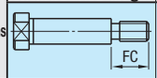	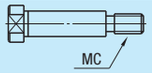	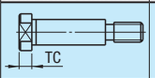	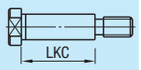
Code	FC	MC	TC	LKC
Spec.	Ordering Code FC4 FC=1mm Increment M(MC)≤FC≤M(MC)x3	Ordering Code MC3 D / MC (Selection Range) 5: 3 6: 3 4 8: 3 4 5 10: 4 5 6 12: 5 6 8 13~18: 6 8 10 20, 22: 8 10 12 25: 10 12 When ordering MC5 for D12, also specify Alteration FC. Not applicable to D4 and D30. MC3 is not available for U Nut Type.	Ordering Code TC3 TC=0.5mm Increment 2≤TC≤5	Ordering Code LKC Changes L dimension tolerance to ±0.05.

Pivot Pins

Lock Nut with Hex Socket Head

RoHS10

Type: Standard Nut	Type: U Nut	M Material	H Hardness	S Surface Treatment	A Accessory (1 pc.) Standard Nut	A Accessory (1 pc.) U Nut
CLBR	CLBRU	S45C Equivalent	-	Black Oxide	M SWRCH	M SS400 (UNUTK)
CLBRH	CLBRHU		40~45HRC			
PCLBR	PCLBRU		-	Electroless Nickel Plating	M SUS304	M SUS304 (UNUTS)
PCLBRH	PCLBRHU		40~45HRC			
GCLBR	GCLBRU		Plating Hardness 750HV~	Hard Chrome Plating Plating Thickness: 3μm or more	M SWRM	M SS400 (UNUTK)
SCLBR	SCLBRU	SUS304	-	-	M SUS304	M SUS304 (UNUTS)
SCLBRH	SCLBRHU	SUS440C Equivalent	45 ~ 50HRC			
GSCLBR	GSCLBRU		45~50HRC Plating Hardness 750HV~	Hard Chrome Plating Plating Thickness: 3μm or more		

D Tolerance (g6)	
4~6	-0.004 -0.012
8·10	-0.005 -0.014
12~18	-0.006 -0.017
20~25	-0.007 -0.020

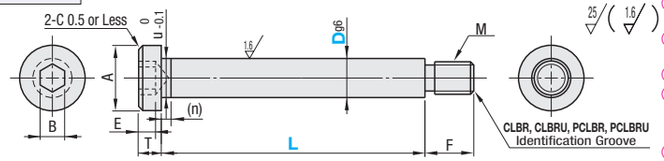

For L Dimension, Standard Machining Tolerances (Class: Medium) is used.
This type may have centering holes depending on dimensions.
For details of U nut specifications, see **P.2-242**.
There are identification grooves on the side of **CLBR**, **CLBRU**, **PCLBR** and **PCLBRU** to be distinguished from Hardened Type.
Relief dimension under the shoulder is for reference.

Part Number Type	D	L=0.1mm Increment	A	T	F	B	E	u	(n)	M (Coarse)	Included Nut
Standard Nut CLBR CLBRH PCLBR PCLBRH GCLBR SCLBR SCLBRH GSCLBR / U Nut CLBRU CLBRHU PCLBRU PCLBRHU GCLBRU SCLBRU SCLBRHU GSCLBRU	4	10.0~ 50.0	7	5	6	2.5	2	3.9	1.5	M 3	M 3x0.5
	5	10.0~ 60.0	9					4.9		M 4	M 4x0.7
	6	10.0~100.0	10		9	3		5.8		M 5	M 5x0.8
	8	10.0~100.0	13			5	3	7.8		M 6	M 6x1.0
	10		16		12	6	4	9.8		M 8	M 8x1.25
	12	10.0~200.0	18		16			11.8		M10	M10x1.5
	13	20.0~200.0	24		18			12.8		M12	M12x1.75
	14					8	5	13.8			
	15							14.8			
	16	20.0~200.0						15.8			
	17							16.8			
	18							17.8			
	20		27		24	10	6	19.8		M16	M16x2.0
	22	20.0~200.0						21.8			
	25		30			12	8	24.8			

SCLBRH, SCLBRHU. GSCLBR and GSCLBRU may be discolored by hardening.

Ordering Example: Part Number - L
CLBR15 - 120.3

D	Unit Price Standard Nut CLBR	CLBRH	PCLBR	PCLBRH	GCLBR	SCLBR	SCLBRH	GSCLBR	U Nut CLBRU	CLBRHU	PCLBRU	PCLBRHU	GCLBRU	SCLBRU	SCLBRHU	GSCLBRU
4									-	-	-	-	-	-	-	-
5																
6																
8																
10																
12																
13																
14																
15																
16																
17																
18																
20																
22																
25																

Alterations: Part Number - L - (FC / MC / LKC / HC)
CLBR10 - 50.5 - FC8

Alterations	Thread Part Length	Thread Diameter	L Dimension Tolerance	Shoulder Diameter Cut
	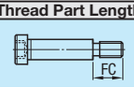			
Code	FC	MC	LKC	HC
Spec.	Ordering Code FC4 FC=1mm Increment M(MC)≤FC≤M(MC)x3	Ordering Code MC3 D / MC (Selection Range) 5: 3 6: 3 4 8: 3 4 5 10: 4 5 6 12: 5 6 8 13~18: 6 8 10 20, 22: 8 10 12 25: 10 12 When ordering MC5 for D12, also specify Alteration FC. Not applicable to D4. MC3 is not available for U Nut Type.	Ordering Code LKC Changes L dimension tolerance to ±0.05.	Ordering Code HC ·D=4~8 HC=A/2-1 ·D=10~25 HC=A/2-2