Shaft Collar 2-Flats

Standard Clamp / Cut Surface Mount Hole Clamp / Side Mount Hole Clamp / Cut Surface Mount Hole Split

■**Features:** 2-Flats help to save the space. Mount Hole Types enable easy installation of sensor brackets.

■**Standard Clamp**

RoHS10

■**Cut Surface Mount Hole Clamp**

RoHS10

■**Side Mount Holes Clamp**

RoHS10

■**Cut Surface Mount Hole Split**

RoHS10

Type						
Standard	Cut Surface Mounting Holes	Side Mounting Holes	M Material	S Surface Treatment	A Accessory (Hex Socket Head Cap Screw 1 pc.)	
SCSNK	SCKNK	SCJNK	S45C Equivalent	Black Oxide Coating	M SCM435 Equivalent	
PSCSNK	PSCKNK	PSCJNK		Electroless Nickel Plating	M SUS304 Equivalent	
SSCSNK	SSCKNK	SSCJNK	SUS304	-		

• Standard

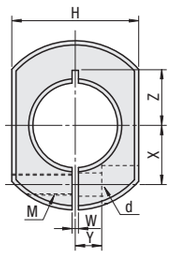

• Cut Surfacea Mount Hole

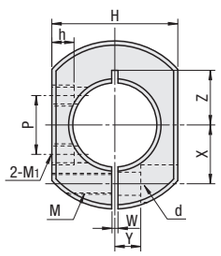

• Side Mount Hole Type

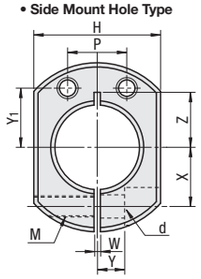

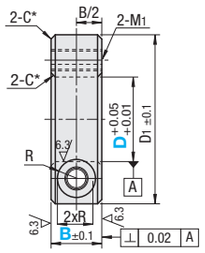

*D6 ~D25: C0.5
D30~D40: C1

Type	M Material	S Surface Treatment	A Accessory (Hex Socket Head Cap Screw 2 pcs.)
SCPKNK	S45C Equivalent	Black Oxide Coating	M SCM435 Equivalent
PSCPKNK		Electroless Nickel Plating	M SUS304 Equivalent
SSCPKNK	SUS304	-	

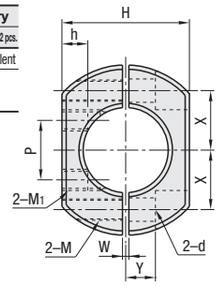

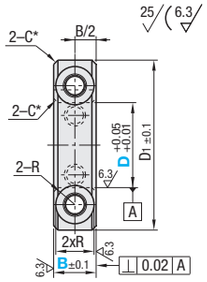

*D10~D25: C0.5
D30: C1

Part Number Type	D	B Selection	D1	H	M (Coarse)	d	R	W	X	Y	Z	h	M1 (Coarse)	Y1	P
Standard SCSNK PSCSNK SSCSNK (D Dimension 6~40)	6	8	20	17	M3	3.4	3	1	6	4	6~6.5	-	-	-	-
		10			M4	4.5	3.75								
	8	8	25	19	M3	3.4	3	1.5	8	5	7~9				
		10			M4	4.5	3.75								
Cut Surface Mount Hole SCKNK PSCKNK SSCKNK (D Dimension 10~40)	10	8	30	22	M3	3.4	3		9		8~10	6.4	M4	10	※10
		*10			M4	4.5	3.75								
	12	*10							10		9~10	5.8			10
		12			M5	5.5	4.5					-	-	-	-
Side Mount Hole Type SCJNK PSCJNK SSCJNK (D Dimension 10~40)	15	*10	34	24	M4	4.5	3.75		11.5	6	10~11	5.6	M4	12	12
		12	35		M5	5.5	4.5		12		11~13	-	-	-	-
	16	*10									11~12	4.8	M5	12	12
		12										-	-	-	-
Cut Surface Mount Hole, Split SCPKNK PSCPKNK SSCPKNK (D Dimension 10~30)	20	*10	40	30					14	7	13	6	M5	14	14
		12										-	-	-	-
		15	45		M6	6.6	6		15	8	13~15				
Cut Surface Mount Hole Type, Side Mount Hole Type and Cut Surface Mount Hole Split Type are available for * marked B dimension only.	25	12		36	M5	5.5	4.5		17	7	16				
		*15	50		M6	6.6	6		18	10	16~18	6.7	M5	16	16
	30	*15	55	41					20		18~20	7.2	M6	20	20
	35	15	60	46				2	23	12	21	-	-	-	-
	40	*18	70	53	M8	9	7		26	13	23	9	M8	26	26

Part Number Type	D	Unit Price SCSNK	PSCSNK	SSCSNK	SCKNK SCJNK	PSCKNK PSCJNK	SSCKNK SSCJNK	SCPKNK	PSCPKNK	SSCPKNK
Standard SCSNK PSCSNK SSCSNK (D Dimension 6~40)	6				-	-	-	-	-	-
				-	-	-	-	-	-	-
	8				-	-	-	-	-	-
					-	-	-	-	-	-
Cut Surface Mount Hole SCKNK PSCKNK SSCKNK (D Dimension 10~40)	10				-	-	-	-	-	-
	12									
					-	-	-	-	-	-
Side Mount Hole Type SCJNK PSCJNK SSCJNK (D Dimension 10~40)	15									
					-	-	-	-	-	-
	16									-
					-	-	-	-	-	-
Cut Surface Mount Hole, Split SCPKNK PSCPKNK SSCPKNK (D Dimension 10~30)	20									
					-	-	-	-	-	-
					-	-	-	-	-	-
Cut Surface Mount Hole Type, Side Mount Hole Type and Cut Surface Mount Hole Split Type are available for * marked B dimension only.	25				-	-	-	-	-	-
	30									
	35				-	-	-	-	-	-
	40								-	-

※P dimension of Cut Surface Mount Hole Type with D10 is 8. ※The halves must remain in the same orientation as shipped when in use.
※M1 effective thread depth is 7mm (pilot hole through) for D10~16, 9mm (pilot hole through) for D20 of Cut Surface Mount Hole Type. Others are through screw holes.

Ordering Example

Part Number	-	B
SCKNK15	-	10
SCPKNK15	-	10

Example

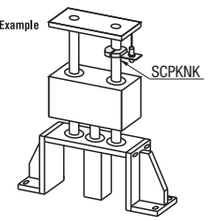

Shaft Collar Hinged / One-Touch

Hinged / One-Touch Standard / One-Touch Mount Hole

■**Features:** Compared with conventional shaft collars, hinged structure enables easy fitting and removal in limited work space.
Washer fitted onto hex socket head cap screw reduces the chances of the screw falling out when the collar is removed from the shaft.

■**Hinged**

RoHS10

Type	Main Body M Material	Main Body S Surface Treatment	Hinge M Material	Spring Pins M Material	Spring Pins H Hardness	Hex Socket Head Cap Screw 1 pc. M Material	Washer M Material
SCSH	S45C Equivalent	Black Oxide Coating	SUS304	SUS420J2	HRC42~48	SCM435	Nylon Washer (1 pc.)
PSCSH	S45C Equivalent	Electroless Nickel Plating				SUS304 Equivalent	
SSCSH	SUS304	-					

Hinge
Spring Pins
Material
Spring Stainless Steel SSPSR(P.Z-264)

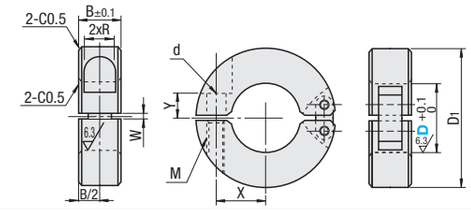



Part Number Type	D	B	D1	M (Coarse)	d	R	W	X	Y	Hex Socket Head Cap Screw M x Length	Unit Price SCSH	PSCSH	SSCSH
SCSH PSCSH SSCSH	10	10	30	M4	5	3.75	1.5	9	5	M4x8			
	12							10					
	15	12	35	M5	6	4.5		12	6	M5x10			
	16												
	20		40		7			14	7	M5x12			
	25	15	50	M6		6		18	10	M6x16			
	30		55					20					

Example

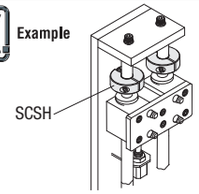

■**One-Touch Type**

RoHS10

Type	M Material	S Surface Treatment	A Accessory (Hex Socket Head Cap Screw 1 pc.)
WSC	2000series Aluminum Alloy	Clear Anodize	SUS304 Equivalent
WSCM			
WSCB		Black Anodize	

* Lever: Material S45C / Surface Treatment 45HRC~TufftrideR
Spring: Material SWP-A
※Tapped holes are not anodized.

Standard

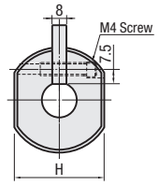

Mount Hole Type

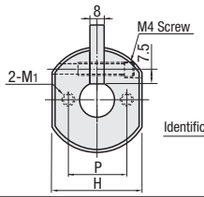

Lever Operating Direction

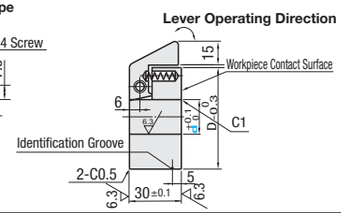

Part Number Type	d	D	H	P	M1x Depth	Unit Price WSC	WSCB	WSCM
(Standard) WSC WSCB (Mount Hole) WSCM	10	50	40	25	M4x8		-	
	12	52	42	27				
	15	55	45	30			-	
	16	56	46	31				
	20	60	50	35	M5x10			
	22	62	52	37				
	25	65	55	40				
	25.4	65.4	55.4	40.4				
	30	70	60	45	M6x12			

■**Features**

- The lever pressed by the spring gives consistent pressure on the shaft.
- Shaft collar can be easily removed by moving the lever down with a finger.
- Shafts do not require any flat alterations to secure the collar as in the case with Set Screws and can be clamped without damage.
- Working time can be reduced for frequent collar mounting and/or removal.
- Suitable for use in holding spools of material such as paper, film, metal foil, etc., and for uses in applications where there is no load on the collars.

Example

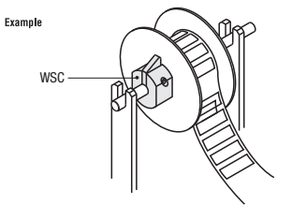

<WSC/WSCB/WSCM>

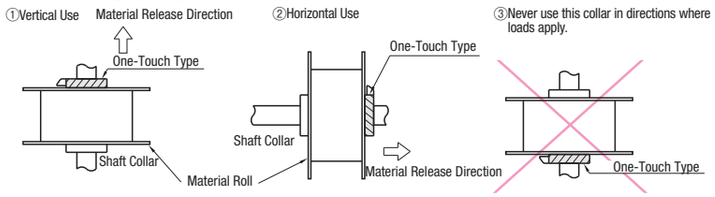

Ordering Example

Part Number
SCSH10
WSCB16